

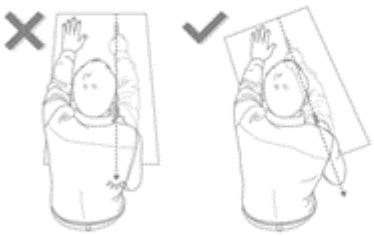

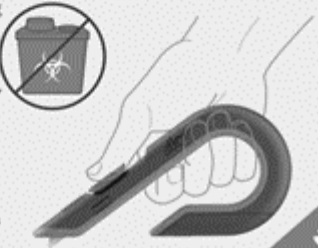


Sharp and Cutting Tool Safety Infographic



BOX CUTTER SAFETY 101

- 1** pay attention to sharp new blades and protect yourself

over 1,000,000 U.S. hospital visits per year are due to hand injuries from dangerous blades
- 2** expose only enough blade to cut your material
using more blade than necessary leads to injuries and damaged merchandise

- 3** ignore distractions and cut deliberately and at an angle away from your body

- 4** retract the blade and store in a safe place when not in use
every year, hand and wrist injuries cost millions in damages in the workplace and may cause permanent damage
why not prevent injuries in the first place?

- 5** take care when disposing of dangerous blades and use a sharps disposal box
Slice® ceramic blades don't require a sharps disposal box!


What cuts you: the handle or the blade?
We redesigned both.
Try Slice® finger-friendly® blades

www.sliceproducts.com
Copyright © 2018 Slice, Inc. All rights reserved.

slice
cut safe

Source: <https://www.idscocr.com>